
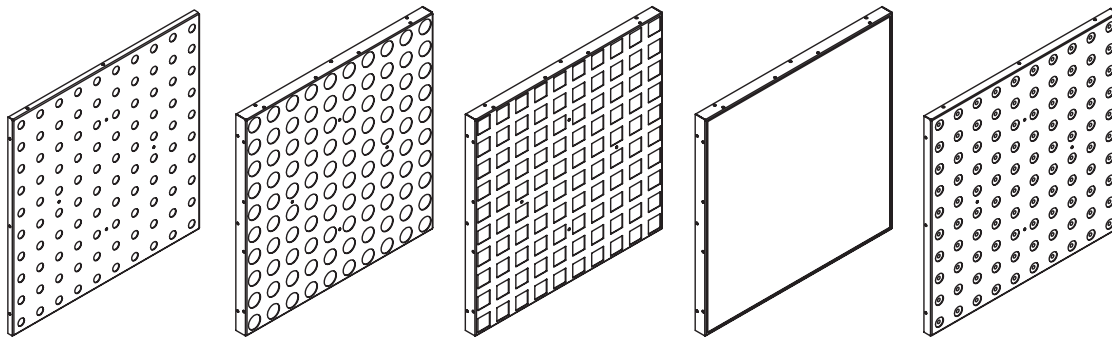


LL PRO GP D600

PRODUCT SHEET



Product variants



LL PRO GP D600-100... BC LL PRO GP D600-100... RO LL PRO GP D600-100... SQ LL PRO GP D600-100... DI
LL PRO GP D600-100... 10
LL PRO GP D600-100... 25
LL PRO GP D600-100... 50

Animation and graphic effects

LL PRO GP D600 is specially designed LED panel for TV and show applications. It is ideal for creative lighting design and animation. The luminaire is characterised by high brightness, RGB additive colour mixing, especially deep colors and continuously variable intensity. By lighting control is possible to generate innumerable lighting scenes and effects (scrolling- texts, video contents or colour moods).

The combination of more GRAPHIC PANEL's enable creation of graphic spaces and LED walls or banners.

For graphic effects, intensity and colour changing is necessary connection with LL GP CONTROLER.

Features

- RGB LED technology
- Extremely deep colors
- Continuously variable intensity 0 – 100 %
- Low power consumption, high total efficacy, long lifespan
- 5 optical variants

Application

- TV, theatre and show
- Animation walls and ceilings
- Graphic effects and animation



TECHNICAL SPECIFICATION

Electrical data

Input voltage	90 – 264 V AC / In/Out PowerCon
Power	30 W

Light source

Lamp	100 x LED
------	-----------

Photometrical data

Optic	BC - Back Cyc, RO - Round Opal SQ- Square Opal, DI - Diffuse, 10 °, 25 °, 50 °
Light Colour	OneChip RGB
Lifespan	50.000 hours

Operation conditions

Control data input	In/Out RJ 45 - LL GP protocol
IP rating	Standard: IP20
Operation temperature	-30 ° C to +40 ° C
Cooling	Conventional

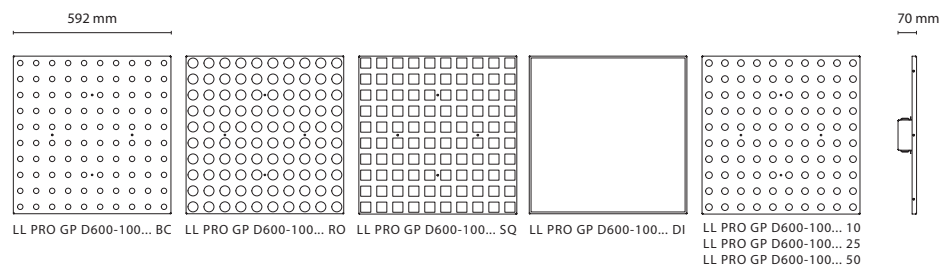
Product data

Color	Black
Material	Aluminium
Weight	5,00 kg

Electrical data - LL PRO GP CONTROLER

Input voltage	90 V – 264 V AC / 1,5 m cable
Data Input	1 x In Ethernet RJ 45
Data Output	4 x Out LL GP RJ 45
Power	10 W

TECHNICAL DRAWING

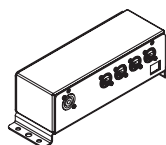


ORDER CODES

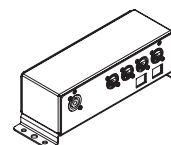
LL PRO GP D600-100-30W-BC-RGB-OC-I20-SI
 LL PRO GP D600-100-30W-RO-RGB-OC-I20-SI
 LL PRO GP D600-100-30W-SQ-RGB-OC-I20-SI
 LL PRO GP D600-100-30W-DI-RGB-OC-I20-SI
 LL PRO GP D600-100-30W-10-RGB-OC-I20-SI
 LL PRO GP D600-100-30W-25-RGB-OC-I20-SI
 LL PRO GP D600-100-30W-50-RGB-OC-I20-SI

ACCESSORIES

LL PRO GP CONTROLER - 4 x Out for max 40 pieces LL PRO GP D600
 LL PRO GP EXTENDER - next 4 x Out for max 40 pieces LL PRO GP D600 - only with controller



LL PRO GP CONTROLER



LL PRO GP EXTENDER

PHOTOMETRY

