

# LL STAGE WASH 600/1200/1800 RGBAW/AW

PRODUCT SHEET



## Product variants



LL STAGE WASH 600 +  
LL TUBUS WASH 600 FULL +  
LL TUBUS WASH 600 B3



LL STAGE WASH 600 +  
LL TUBUS WASH 600 FULL +  
LL FRAME WASH 600 O3



LL STAGE WASH 600 +  
LL TUBUS WASH 600 FULL +  
LL FRAME WASH 600 SQ3



LL STAGE WASH 600 +  
LL TUBUS WASH 600 FULL +  
LL FRAME WASH 600 R3

## Rental, show and TV

LL STAGE WASH is a super highpower compact LED luminaire with 16-bit technology. This thoughtfully designed and constructed luminaire is ideal for the entertainment rental market. The design allows simple and fast toolless exchange of LED VarioOptic modules, quick installation with camlocs and easy power connection from side. VarioOptics are available in many beam angles. DMX control of RGBAW levels allows infinite colour mixing. The fitting of tubus or frames on the body creates a new light graphic effect ideal for lighting animation.

## Features

- RGBAW and AW LED technology
- Toolless exchagelable VarioOptic modules
- Continuosly variable intensity 0 – 100 %
- Installation with camlocs
- Low power consumption, high total efficacy, long lifespan
- 5 variants of VarioOptics

## Application

- TV studios, theatres, concerts, stages, shows
- Floodlighting and wallwashing for professional entertainment applications



## TECHNICAL SPECIFICATION

### Electrical data

Input voltage	AC 90 – 264 V, 47 – 63 Hz, In/Out PowerCon
Power	600 / 1200/ 1800 mm: 102 W / 203 W / 306 W

### Light source

Lamp	600 / 1200/ 1800 mm: 66 x LED / 132 x LED / 198 x LED
------	---

### Photometrical data

VarioOptic	15°, 30°, 40°, 60°, EL (20° x 40°)
Vario Frames	Full, Square, Round, Oval
Light Colour	RGBAW, AW
Lifespan	50.000 hours

### Operation conditions

Control data input	DMX 512, In/Out with XLR 5 pin
IP rating	IP20
Operation temperature	-30 °C to +40 °C
Cooling	Conventional

### Product data

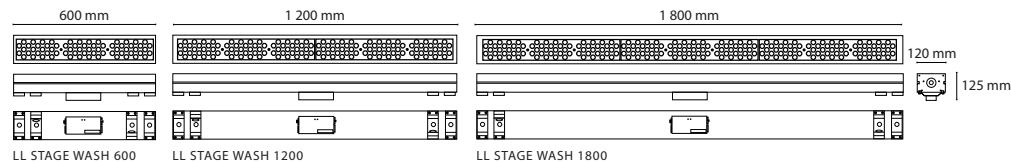
Color	RAL 9005
Material	Aluminium
Weight	600 / 1200/ 1800 mm: 5,5 kg / 11,0 kg / 17,0 kg

## INSTALLATION



Toolless installation

## TECHNICAL DRAWING



## ORDER CODES

LL STAGE WASH 600 AW VO, 15°  
 LL STAGE WASH 1200 AW VO, 15°  
 LL STAGE WASH 1800 AW VO, 15°

LL STAGE WASH 600 RGBAW VO, 15°  
 LL STAGE WASH 1200 RGBAW VO, 15°  
 LL STAGE WASH 1800 RGBAW VO, 15°

## ACCESSORIES

LL VarioOptic WASH 600 15°  
 LL VarioOptic WASH 600 30°  
 LL VarioOptic WASH 600 40°  
 LL VarioOptic WASH 600 60°  
 LL VarioOptic WASH 600 EL (20° x 40°)

LL TUBUS WASH 600 FULL  
 LL TUBUS WASH 600 B3 (for all LL FRAME WASH 600 xx)  
 LL FRAME WASH 600 SQ3  
 LL FRAME WASH 600 R3  
 LL FRAME WASH 600 O3

LL FLIGHT CASE WASH 600  
 LL BRACKET STAGE WASH 600 SERIAL 200  
 LL BRACKET STAGW WASH 600 FIX  
 LL BRACKET STAGW WASH 600 ADJUSTABLE  
 LL CLAMP ADAPTER STAGE WASH 600  
 LL BARNDOR STAGE WASH 600

LL BRACKET STAGE WASH 600 SERIAL 200 EXTENSION  
 LL BRACKET STAGE WASH 600 PARALLEL DUAL (2 pcs)  
 LL BRACKET STAGE WASH 600 PARALLEL TRIPLE (2 pcs)



LL FLIGHT CASE WASH 600

### LL BRACKET STAGE WASH 600



SERIAL 200

SERIAL 200 EXTENSION

PARALLEL DUAL



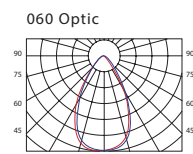
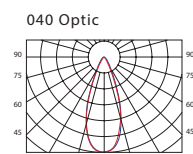
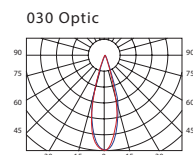
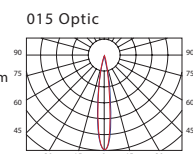
PARALLEL TRIPLE

FIX



LL CLAMP ADAPTER STAGE WASH 600

## PHOTOMETRY



■ -0° H ■ -90° H