


# LL STREET ESS39-09-25W

PRODUCT SHEET



## Product variants



LL STREET ESS39-08-13W  
LL STREET ESS39-08-22W  
LL STREET ESS39-09-16W



LL STREET ESS70-16-33W  
LL STREET ESS70-16-48W  
LL STREET ESS70-18-40W  
LL STREET ESS70-18-60W

## Street & Urban

LL STREET ESS is designed for energy-efficient lighting for most types of roads in towns and villages. The luminaire can be equipped with electronic modules and controlled and monitored by central control unit.

### Features

- LED technology
- Aluminium body with optimal temperature parameters
- Wide choice of special optics
- Special technology of optical part provides improved performance and easy maintenance in comparison with standard luminaires with glass cover
- Maximal reduction of obtrusive light pollution, glare and radiation into the sky
- Precise setting of demanded output power
- High energy savings and fast return of investment

### Application

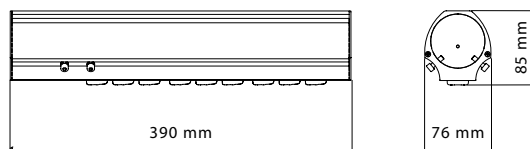
- Major roads and streets
- Parking lots, pedestrian zones
- Tunnels



## TECHNICAL SPECIFICATION

<b>Electrical data</b>	
Input voltage	90–305 V AC, 47–63 Hz
Power	25 W
Max. inrush current	cold start 55 A ( $t_{width} = 270 \mu s$ , 50% $I_{peak}$ ), 230 V AC
Class	II
Driver	Included
<b>Light source</b>	
Light source	9 x LED
Exchangeable	no
<b>Photometrical data</b>	
Optic	Standard: AT Optional: WAS, ASY, DWC, ATD, ASD, ASA, ATW, VSM
CCT	Standard: 4.000 K Optional: 3.000 K, 5.000 K
CRI	Standard: 75 Optional: 80, 90
<b>Light technical data</b>	
Lifespan L70 B20	130.000 hours, $T_a$ 15 ° C
Efficiency	Min. 100 lm / W
<b>Operation conditions</b>	
Control	Standard: On / Off Optional: IQRF, CLO, DLO, CLO/DLO, PWL
IP rating	IP67
Operation temperature	-30 ° C to +40 ° C
Cooling	Conventional
<b>Product data</b>	
Body	IK10
Color	Standard: Natural Optional: Black or RAL
Material	Anodized aluminium
<b>Packing information (preliminary information)</b>	
Dimension (box)	425 mm x 125 mm x 137 mm
Weight	2,40 kg

## TECHNICAL DRAWING



## OPTIONAL ELECTRONIC MODULE

- LL STREET CLO: additional electronic module for constant light flux during the whole lifetime of luminaire and 10% extra energy saving
- LL STREET DLO: additional electronic module with preprogrammed regime of dimming which ensures dynamic change of light output over one night
- LL STREET CLO/DLO: additional electronic module provides constant light flux during the whole luminaire lifespan and simultaneously has programmed regime of dimming
- LL STREET IQRF: electronic module for wireless control with luminaires diagnostic

## ORDER CODES

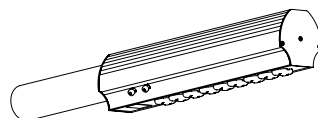
LL STREET ESS39-09-25W-AT-40K-C75-NA  
Crosswalks models - special order of optic +/-90 ° or Elliptic optic

## ACCESSORIES

LL STREET WALL BRACKET

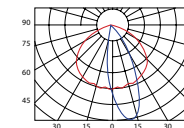
## MOUNTING

Side pole Ø 60 mm

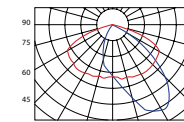


## PHOTOMETRY

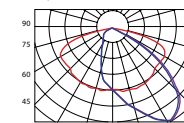
Optic WAS



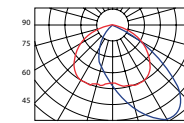
Optic ASA



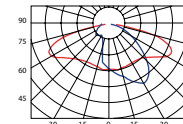
Optic ASD



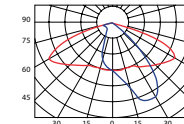
Optic ASY



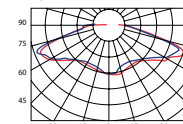
Optic DWC



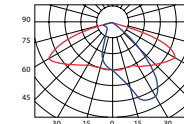
Optic AT



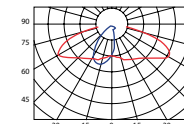
Optic VSM



Optic ATD



Optic ATW



■ -0 ° H

■ -90 ° H

■ max Cd: 305° H